




StingRay- Engineered Aircraft Wheel Washing Fixtures

SPECIFICATIONS:

- Several Models are Available for Moderate and High Production to Wash All Main and Nose Wheel Sizes.
- Optimally Positions Wheel Halves for Fast and Extremely Thorough Cleaning.
- Quick Clamping Device Locks Each Wheel into Wash Position without Tools. Releases each Wheel Half with One Simple Click.
- Built Rugged in Steel. to securely hold wheel during washing
- Replaceable PVC Sleeves Protect Wheel Surfaces from Damage.



STINGRAY AIRCRAFT WHEEL WASHING FIXTURES

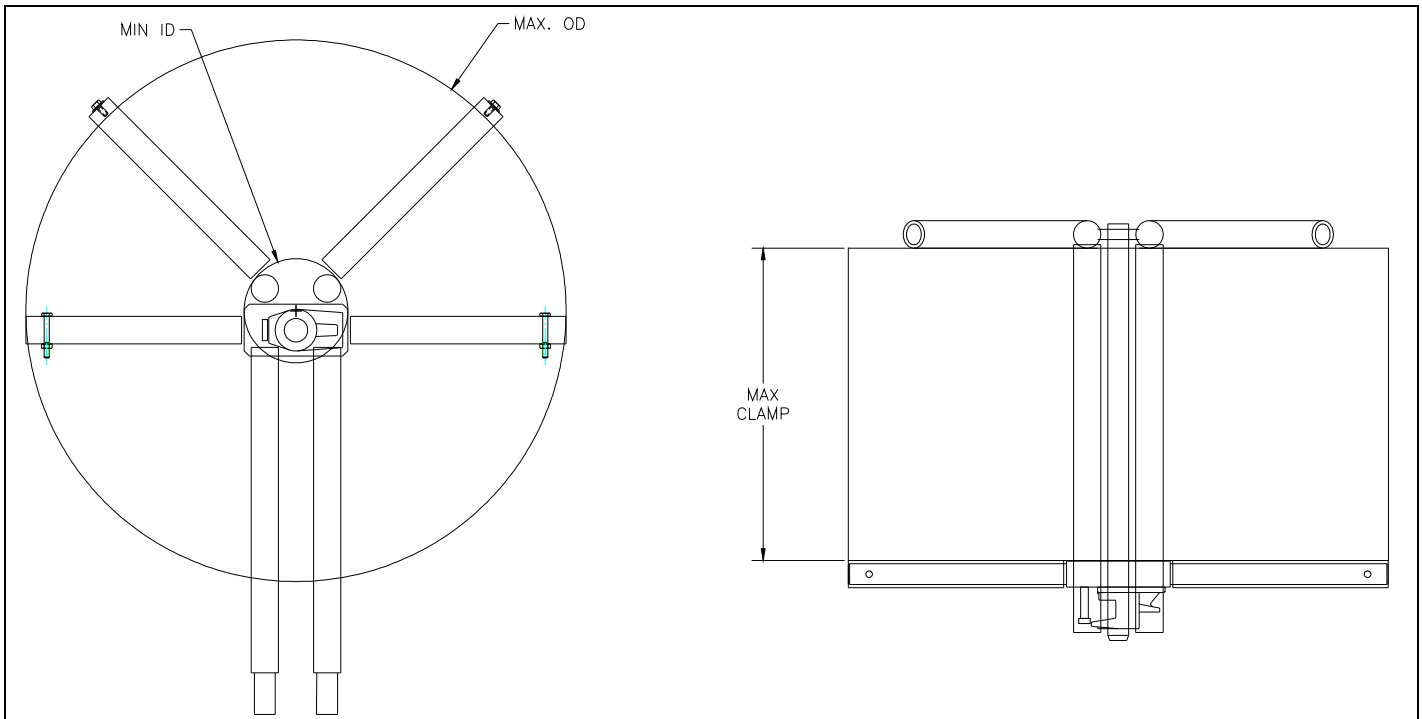
There are 2 types of fixtures. The first type has two bars covered by PVC sleeves that the wheel bearing race slips over. The second fixture type has a single bar covered by PVC. On both fixtures, a quick release clamping bar is used to clamp the wheel against the back stop bars. The replaceable PVC sleeves provide protection of the wheel's internal raceways.

Each fixture size can accommodate a range of wheel sizes. The fixtures do **not** fit all sizes of wheels. To determine the fixtures you need use the table below. This table requires the internal diameter, external diameter, the thickness and the weight of the wheels you wish to clean. Modifications can be designed to accommodate almost any particular wheel size.

Aircraft Wheel Washing Fixture & Washer Capabilities Table

WHEEL PARAMETERS	SMALL - MINI PART # 71868	SMALL - SHORT PART # 71836	SMALL- LONG PART # 71837	LARGE- MINI PART # *****	LARGE- SHORT PART # 71838	LARGE- LONG PART # 71839
Minimum Internal Diameter- inches	1.4	3	3	2	5	5
Maximum Internal Diameter- inches	2	-	-	3	-	-
Maximum External Diameter - inches	12	18	18	18	26	26
Maximum Thickness (Clamp)- inches	5	7	12	11	11	15
Minimum Thickness (Clamp)- inches	2	0	0	8	0	0
Total Fixture Depth - inches	13	12	17	NA	18	22
Maximum Weight - pounds	30	90	65	100	200	150

StingRay Parts Washer Wheel Washing Capacities	Number of fixtures that will fit on Turntable					
4040 AWW	4	4	2	1	1	1
6036 AWW	6	4	4	4	2	2



WHEEL FIXTURE GENERAL LAYOUT DRAWING